



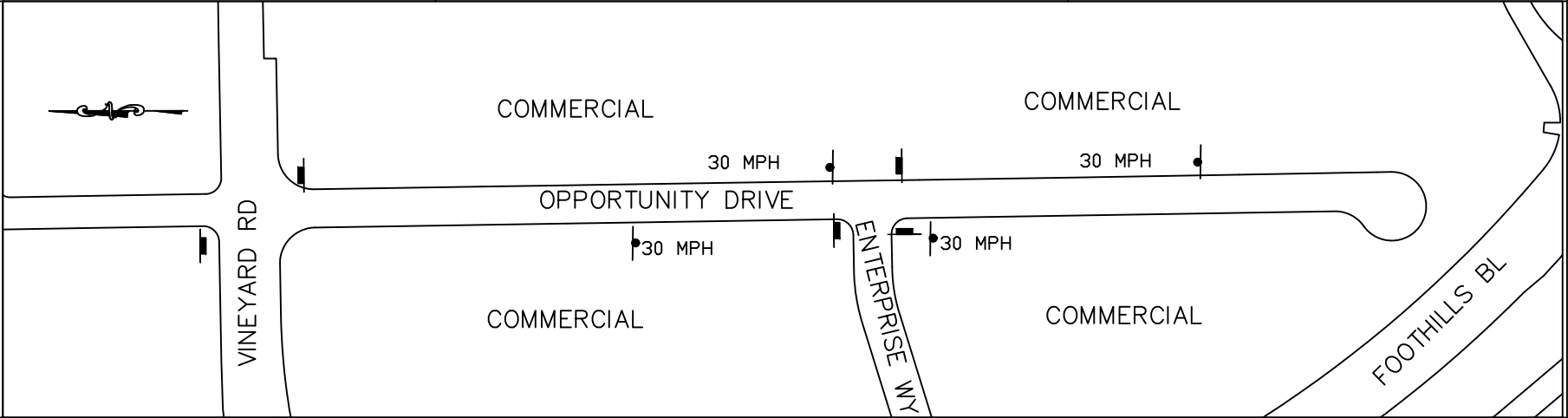
PUBLIC WORKS DEPT.

TRAFFIC ENGINEERING AND SPEED MAP
SPEED ZONE SURVEY

ROAD NAME:

OPPORTUNITY DR
Vineyard to End

STRIP MAP



ROADWAY WIDTH	42'
NO. OF LANES	2
ADT	1446
DIVIDER TYPE	NONE
CRITICAL SPEED (85th %)	33
PACE SPEED	20-29 MPH
3-YEAR ACCIDENT HISTORY	0
EXISTING SPEED LIMIT	30 MPH
RECOM. SPEED LIMIT	30 MPH
SEGMENT LENGTH	.33 MI.

LEGEND	STOP SIGNS	SPEED LIMIT SIGN	TRAFFIC SIGNAL
--------	------------	------------------	----------------

MPH	61-75	1	<u>ROADSIDE COND.</u> SCHOOL <input type="checkbox"/> RESIDENCE <input type="checkbox"/> BUSINESS <input checked="" type="checkbox"/> PARKS <input type="checkbox"/> OPEN SPACE <input type="checkbox"/> BIKEWAY <input type="checkbox"/>
	51-60	1	
	41-50	19	
	31-40	358	
	1-30	1067	

COMMENTS: HOSES USED FOR SPEED SURVEY


SOME RECOVERY AREA NO RECOVERY AREA


SCHOOL ROUTE

City of Roseville Engineering and Traffic Survey Summary

Street: OPPORTUNITY DR
Limits: VINEYARD RD
END

Field Observer: A. ZASSO/C. PARKS
Checked By: J. CERVANTES
Date: 10/24/2023

Factors	Direction: North/South	
<u>A. Prevailing Speed Data</u>		
Location of Survey	400' south of Vineyard Road	
85th Percentile	33 MPH	
10 mph Pace	20-29	
Percent in Pace	57.2%	
Posted Speed Limit	30 MPH	
<u>B. Collision History</u>		
Date Range Covered	8/2/2020 to 8/2/2023	(3 years)
Total Collisions	0	
Collision Rate (Acc/MVM)	0.00	
Expected Collision Rate	1.68	
<u>C. Traffic Factors</u>		
Average Daily Traffic	1446	
Length of Segment	1730'	
Lane Configuration	Single Lane Each Direction	
Street Classification	Collector/Industrial	
<u>D. Conditions Not Readily Apparent</u>		
Conditions	See: Roadside Conditions on the Speed Zone Survey Map.	
Roadway Geometrics	Straight and level	
Comments	Numerous vehicles parked on the street due to many businesses	
<u>E. Adjacent Land Use</u>		
	Commercial	
Posted Speed Limit	30	
Speed Limit Change?	No	
Revised Speed Limit	30	
Approved and Authorized for release by City of Roseville Traffic Engineering Department:		
 <hr style="width: 100%;"/>		<u>12-13-2023</u> Date
		Loc.#



311 Vernon Street
 Roseville, CA 95678
 (916) 946-1300



Site Code: OPP

Direction: A to B, SB

10/24/2023	> 15 - 20	> 20 - 25	> 25 - 30	> 30 - 35	> 35 - 40	> 40 - 45	> 45 - 50	> 50 - 55	> 55 - 60	> 60 - 65	> 65 - 70	> 70 MPH	Total
Time 0 - 15 MPH	MPH	MPH	MPH	MPH	MPH	MPH	MPH	MPH	MPH	MPH	MPH		
12:00 AM	0	0	0	0	0	0	0	0	0	0	0	0	0
1:00	0	0	0	0	0	0	0	0	0	0	0	0	0
2:00	0	0	0	0	0	0	0	0	0	0	0	0	0
3:00	0	0	0	0	0	0	0	0	0	0	0	0	0
4:00	0	0	0	0	1	0	0	0	0	0	0	0	1
5:00	0	0	1	3	2	2	0	0	0	0	0	0	8
6:00	0	0	3	8	12	3	0	0	0	0	0	0	26
7:00	5	6	3	12	16	1	2	0	0	0	0	0	45
8:00	2	4	4	10	20	12	2	0	0	0	0	0	54
9:00	2	3	5	17	14	3	2	0	0	0	0	0	46
10:00	7	0	10	15	9	4	0	0	0	0	0	0	45
11:00	4	2	5	9	8	5	0	0	1	0	0	0	34
12:00 PM	4	2	6	22	14	6	1	0	0	0	0	0	55
1:00	5	2	6	19	10	7	1	1	0	0	0	0	51
2:00	2	3	5	10	7	1	0	0	0	0	0	0	28
3:00	6	7	24	15	5	2	2	0	0	0	0	0	61
4:00	1	5	15	20	2	2	0	0	0	0	0	0	45
5:00	8	12	22	11	1	1	1	0	0	1	0	0	57
6:00	4	6	11	8	0	0	0	0	0	0	0	0	29
7:00	3	6	6	4	1	0	0	0	0	0	0	0	20
8:00	1	4	8	4	0	0	0	0	0	0	0	0	17
9:00	1	1	4	3	1	0	0	0	0	0	0	0	10
10:00	0	0	0	0	0	0	0	0	0	0	0	0	0
11:00	0	0	0	1	0	0	0	0	0	0	0	0	1
Total	55	63	138	191	123	49	11	1	0	1	1	0	633
Grand Total	55	63	138	191	123	49	11	1	0	1	1	0	633
Stats		Percentile	15th	50th	85th	95th							
		Speed	19	26	34	38							
	Mean Speed (Average)		25.9										
	10 MPH Pace Speed		20-29										
	Number in Pace		326										
	Percent in Pace		51.5%										
	Number > 30 MPH		186										
	Percent > 30 MPH		29.4%										

311 Vernon Street
 Roseville, CA 95678
 (916) 946-1300



Site Code: OPP

Direction: B to A, NB

10/24/2023	> 15 - 20 MPH	> 20 - 25 MPH	> 25 - 30 MPH	> 30 - 35 MPH	> 35 - 40 MPH	> 40 - 45 MPH	> 45 - 50 MPH	> 50 - 55 MPH	> 55 - 60 MPH	> 60 - 65 MPH	> 65 - 70 MPH	> 70 MPH	Total
Time 0 - 15 MPH													
12:00 AM	0	0	1	0	1	0	0	0	0	0	0	0	2
1:00	0	0	0	0	0	0	0	0	0	0	0	0	0
2:00	0	0	0	0	0	0	0	0	0	0	0	0	0
3:00	0	0	0	0	0	0	0	0	0	0	0	0	0
4:00	0	0	0	0	0	0	0	0	0	0	0	0	0
5:00	0	0	1	1	0	0	0	0	0	0	0	0	2
6:00	0	1	2	3	1	1	0	1	0	0	0	0	9
7:00	2	1	7	7	4	0	0	0	0	0	0	0	21
8:00	3	2	7	10	8	1	0	0	0	0	0	0	31
9:00	2	2	5	11	8	1	0	0	0	0	0	0	29
10:00	9	3	11	15	5	2	0	0	0	0	0	0	45
11:00	4	2	15	12	16	6	0	0	0	0	0	0	55
12:00 PM	0	5	7	26	14	5	0	0	0	0	0	0	57
1:00	7	2	6	10	10	7	0	0	0	0	0	0	42
2:00	1	4	6	26	13	3	3	0	0	0	0	0	56
3:00	3	7	17	37	9	4	2	0	0	0	0	0	79
4:00	3	4	29	36	24	8	0	0	0	0	0	0	104
5:00	3	11	38	44	20	2	0	0	0	0	0	0	118
6:00	2	13	18	16	6	2	0	0	0	0	0	0	57
7:00	2	10	16	9	0	1	0	0	0	0	0	0	38
8:00	1	3	21	12	1	1	0	0	0	0	0	0	39
9:00	1	2	14	7	1	1	0	0	0	0	0	0	26
10:00	0	0	0	0	0	0	0	0	0	0	0	0	0
11:00	0	0	2	0	0	0	1	0	0	0	0	0	3
Total	43	72	223	282	141	45	6	1	0	0	0	0	813
Grand Total	43	72	223	282	141	45	6	1	0	0	0	0	813
Stats	Percentile		15th	50th	85th	95th							
	Speed		20	26	32	35							
	Mean Speed (Average)		25.8										
	10 MPH Pace Speed		20-29										
	Number in Pace		501										
	Percent in Pace		61.6%										
	Number > 30 MPH		193										
	Percent > 30 MPH		23.7%										

311 Vernon Street
 Roseville, CA 95678
 (916) 946-1300



Site Code: OPP

Direction: Combined

10/24/2023	> 15 - 20 MPH	> 20 - 25 MPH	> 25 - 30 MPH	> 30 - 35 MPH	> 35 - 40 MPH	> 40 - 45 MPH	> 45 - 50 MPH	> 50 - 55 MPH	> 55 - 60 MPH	> 60 - 65 MPH	> 65 - 70 MPH	> 70 MPH	Total
12:00 AM	0	0	1	0	1	0	0	0	0	0	0	0	2
1:00	0	0	0	0	0	0	0	0	0	0	0	0	0
2:00	0	0	0	0	0	0	0	0	0	0	0	0	0
3:00	0	0	0	0	0	0	0	0	0	0	0	0	0
4:00	0	0	0	0	1	0	0	0	0	0	0	0	1
5:00	0	0	2	4	2	2	0	0	0	0	0	0	10
6:00	0	1	5	11	13	4	0	1	0	0	0	0	35
7:00	7	7	10	19	20	1	2	0	0	0	0	0	66
8:00	5	6	11	20	28	13	2	0	0	0	0	0	85
9:00	4	5	10	28	22	4	2	0	0	0	0	0	75
10:00	16	3	21	30	14	6	0	0	0	0	0	0	90
11:00	8	4	20	21	24	11	0	0	1	0	0	0	89
12:00 PM	4	7	13	48	28	11	1	0	0	0	0	0	112
1:00	12	4	12	29	20	14	1	1	0	0	0	0	93
2:00	3	7	11	36	20	4	3	0	0	0	0	0	84
3:00	9	14	41	52	14	6	4	0	0	0	0	0	140
4:00	4	9	44	56	26	10	0	0	0	0	0	0	149
5:00	11	23	60	55	21	3	1	0	0	0	1	0	175
6:00	6	19	29	24	6	2	0	0	0	0	0	0	86
7:00	5	16	22	13	1	1	0	0	0	0	0	0	58
8:00	2	7	29	16	1	1	0	0	0	0	0	0	56
9:00	2	3	18	10	2	1	0	0	0	0	0	0	36
10:00	0	0	0	0	0	0	0	0	0	0	0	0	0
11:00	0	0	2	1	0	0	1	0	0	0	0	0	4
Total	98	135	361	473	264	94	17	2	0	1	1	0	1446
Grand Total	98	135	361	473	264	94	17	2	0	1	1	0	1446

Stats	Percentile	15th	50th	85th	95th
Speed		20	26	33	37
Mean Speed (Average)		25.8			
10 MPH Pace Speed		20-29			
Number in Pace		827			
Percent in Pace		57.2%			
Number > 30 MPH		379			
Percent > 30 MPH		26.2%			

